



Conservative Treatment

Excavator	34
Filling Instrument	36
Composite Syringe	40
Amalgam Product	40
Matrix Retainer / Separator	41
Contact Protector	41
Applicator	42
Rubber Dam Product	43
Endodontic Product	46
Fiber Cutter	54





Excavator

-Round Tip-



Str. #1 / Cvd. #1



Str. #2 / Cvd. #2

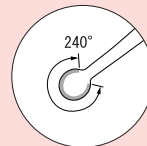


Str. #3 / Cvd. #3





Str. #4L / Cvd. #4L

*Material / Si (Handle)




*The edge along with the circle at a tip remove softened dentin and make cavity preparation efficiently.

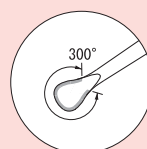
Description		#1	#2	#3	#4L
Str.	 Cavity preparation for wall and floor.	01601	01602	01603	01604
Cvd.	 Used for undercut area, narrow rim of an opening and at the cavity angle.	01701	01702	01703	01704

-CDR-

*Excavator which pursued minimal intervention.



*Material / Si (Handle)



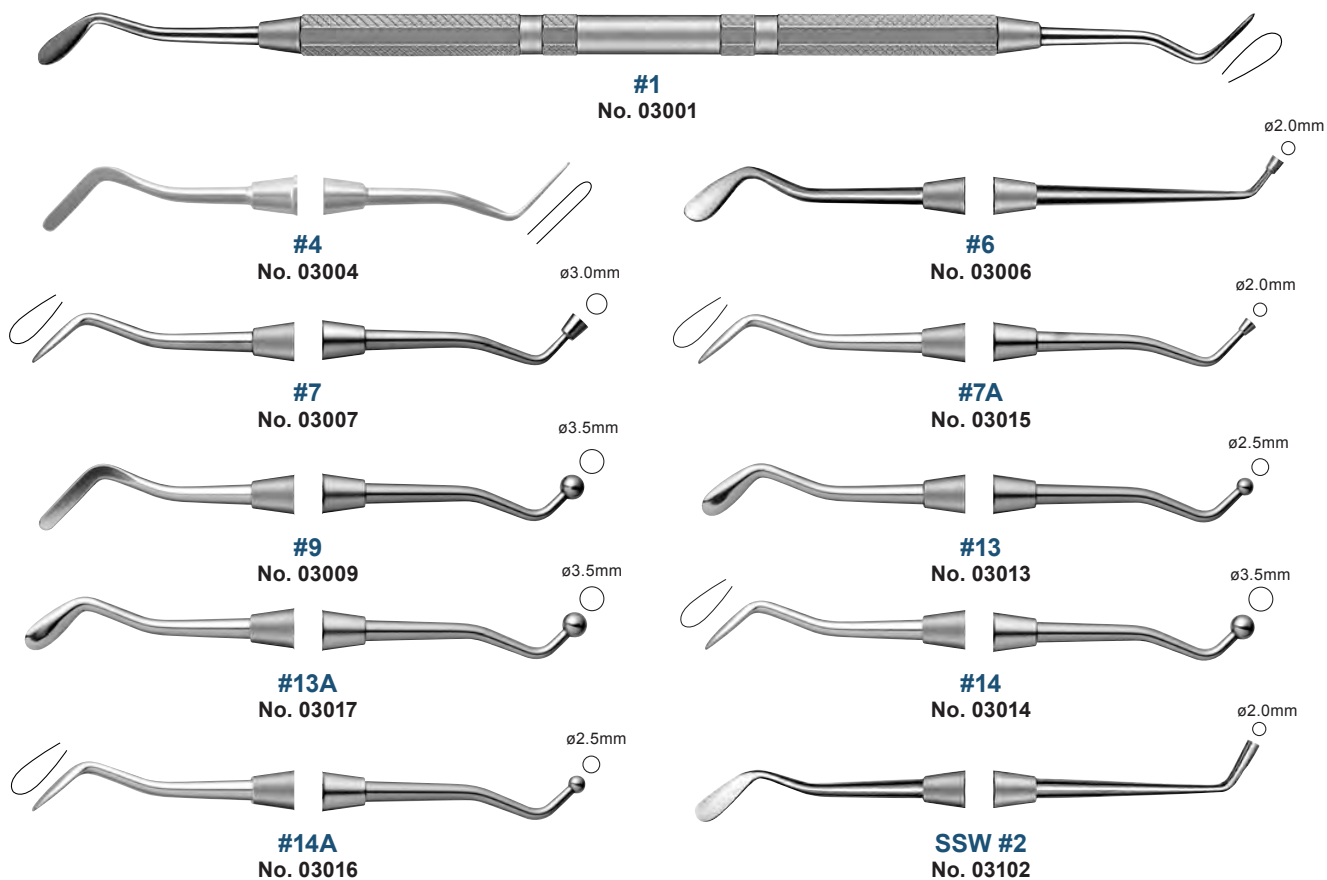
#1 / #2

*300° wide edge allows efficiently removal of cavity dentine.

*Slope working part design allows easy clean of particles.



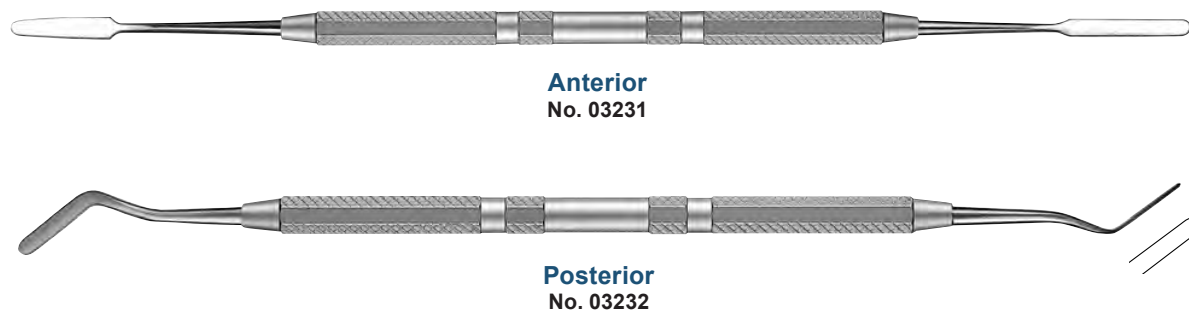
Plastic Filling Instrument



Proximal Filling Instrument



*For efficient filling to proximal, thickness at the tip is thin.



Cement Filling Instrument



No. 03241

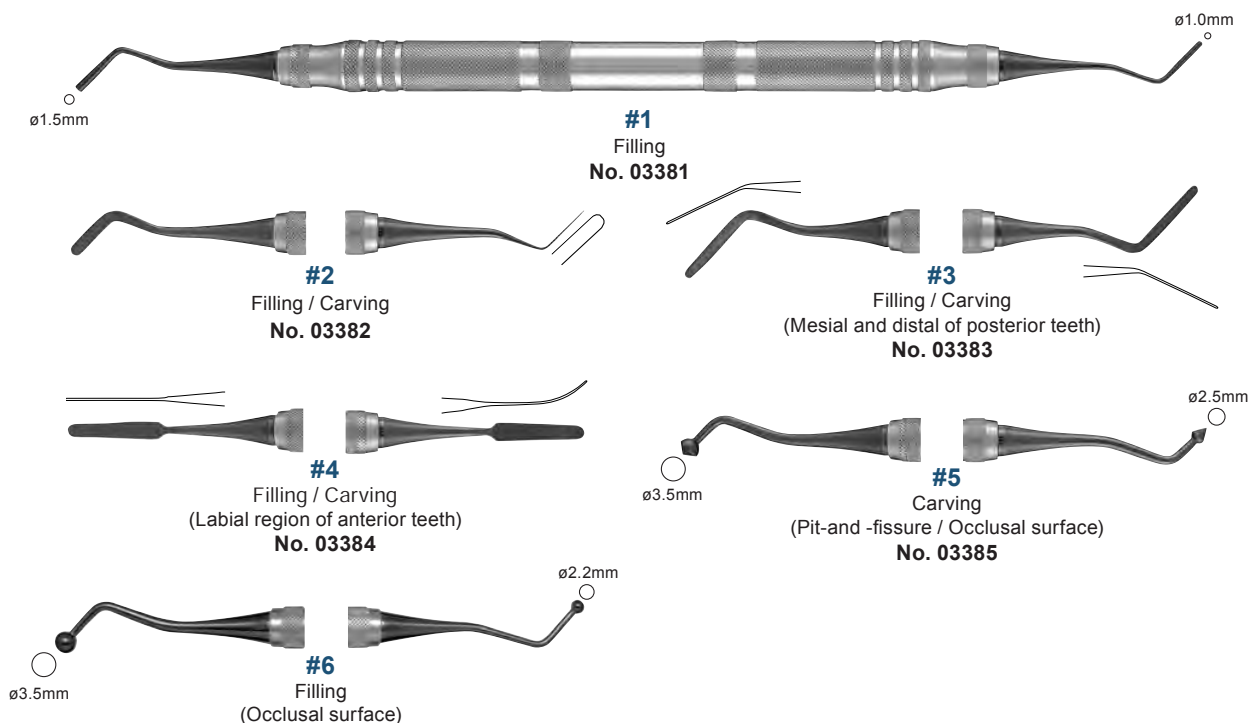


Composite Filling Instrument

-DLC-

*Diamond Like Carbon Coating

*Remarkably stick-resistant for easy workability. Improved strength, and superior wear resistance.



*Thickness / 0.2mm (#2, #3, #4)

No. 03386

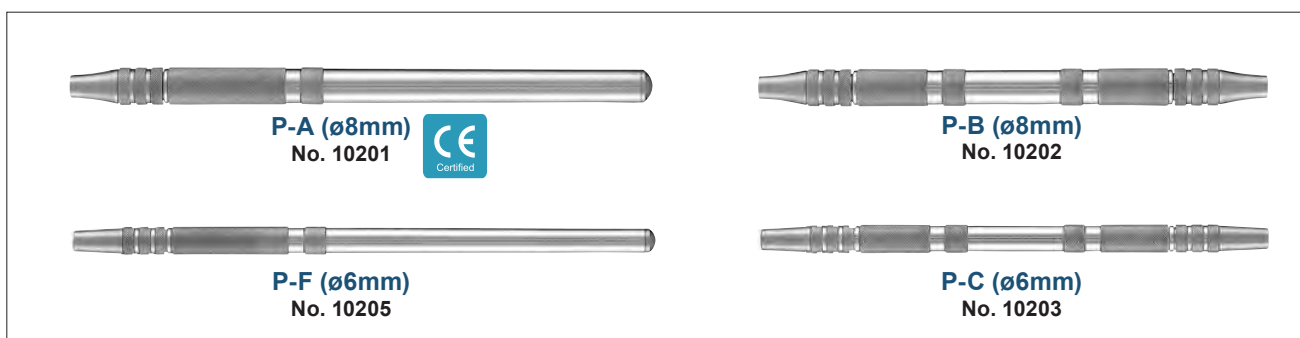
Composite Filling Instrument Tip (Replaceable Type)




*Remove all joint parts and replaceable tip before sterilization and disinfection.
*For more replaceable type products see P. 201.



-Handle-



-Tip (3 ea.)-



*Thickness / 0.2mm

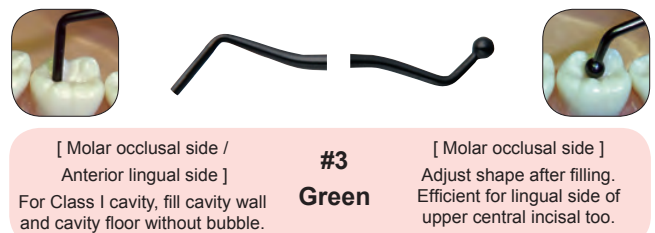
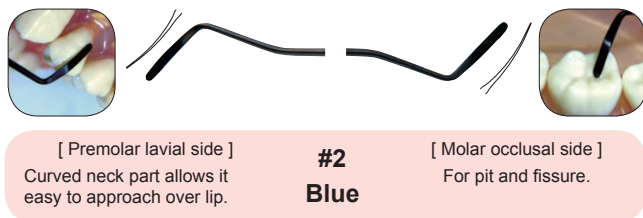
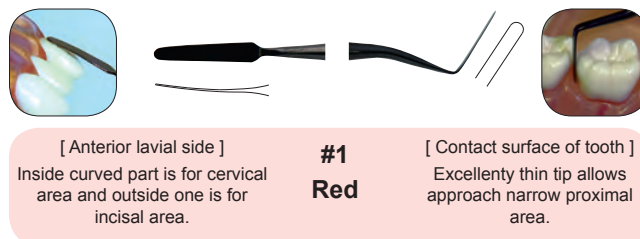
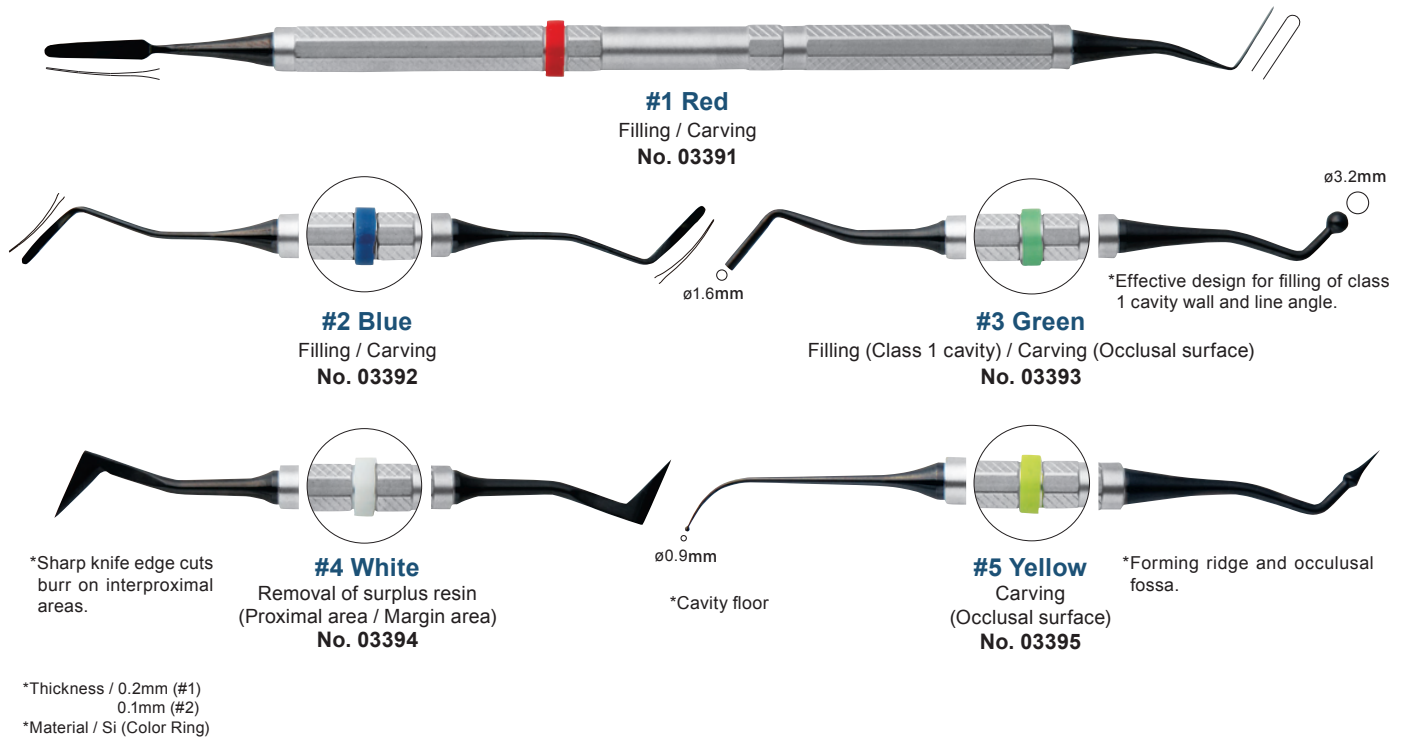


Composite Filling Instrument

-TMDU 2 (Tokyo Medical Dental University)-

***Diamond Like Carbon Coating**


*Remarkably stick-resistant for easy workability. Improved strength, and superior wear resistance.




-TMDU 3 (Tokyo Medical Dental University)-

*Diamond Like Carbon Coating

*Remarkably stick-resistant for easy workability. Improved strength, and superior wear resistance.



#1 Blue
Filling / Carving
No. 03341



#2 Green
Filling / Flowable resin applying
No. 03342



#3 Red
Filling / Carving
No. 03343



#4 Silver
Removal of surplus resin
(Proximal area / Margin area)
No. 03344

*Thickness / 0.1mm (#1 & #3 Left)
0.2mm (#3 Right)

*Sharp knife edge cuts burr on interproximal areas.



[Molar and Carrying resin]
Fill molar part and adjust shape of resin, carry resin.

#1 Blue



[Molar occlusal side / Anterior lingual side]
Fill cavity wall and cavity floor without bubble.

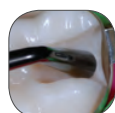


[Anterior labial side]
Inside curved part is for cervical area and outside one is for incisal area.

#3 Red




[Far end of last molar]
Excellent angle for approaching, filling distal end of the last molar.



[Molar occlusal side / Anterior lingual side]
Fill big pit.

#2 Green



[Cavity Floor / Molar occlusal side]
Fill flowable resin into tiny cavity. Form occlusal ridge.



[Margins]
Remove with scraping surplus resin after cured.

#4 Silver





Conservative Treatment

Composite Syringe Type-2



Contents

L : Main body L / Nozzle & Plug L (100 ea.)
S : Main body S / Nozzle & Plug S (100 ea.)



Main Body



Nozzle & Plug L
(Plug / Blue)



L
No. 13251

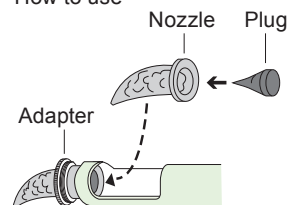


Nozzle & Plug S
(Plug / Green)



S
No. 13252

- How to use -



*Resin of necessary quantity is filled in a nozzle, and a plug is inserted in and it is used by equipping into Syringe.

Individual Parts

No.	Description
13255	Main Body L
13256	Main Body S
13188	Nozzle & Plug L (100 ea.)
13190	Nozzle & Plug S (100 ea.)
13193	Nozzle & Plug L (500 ea.)
13194	Nozzle & Plug S (500 ea.)

*Material / PPS (Black part)

Amalgam Burnisher



S
No. 05002

Amalgam Carver




Round Handle
No. 07100

Matrix Retainer Set



Contents Main body / Band (10 ea.)

No. 13170



Thickness / 30µm

Individual Parts

No.	Description
13171	Main Body
13172	Band (10 ea.)

- How to use -

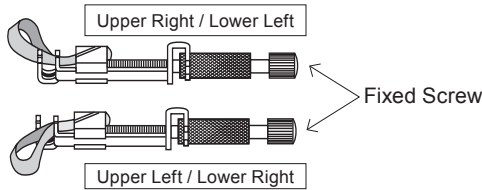
1) The both ends of a matrix retainer band are united and made a ring.

Crown part




Dental neck part

2) The matrix retainer band which became a ring is inserted in a matrix retainer and a fixed screw is tightened.



3) Apply to the target tooth and tightened adjustable screw.



Separator



Ivory
Anterior
No. 13161



Elliot
Posterior
No. 13162



Contact Protector Set



Contents Anterior (10 ea.) / Posterior (10 ea.)


***Stainless Steel**

*Protect adjacent tooth during the cavity cutting.

No. 13175



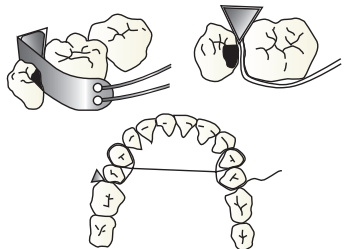
Anterior



Posterior

*Thickness / 50µm
*Not sold separately.

- How to use -





Lining Applicator

-Round-



-Octagonal-



Ball-Pointed Applicator



No. 25015

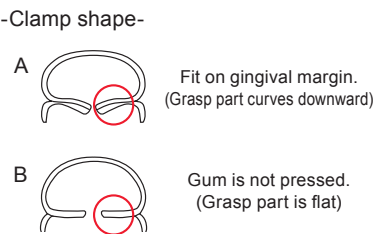
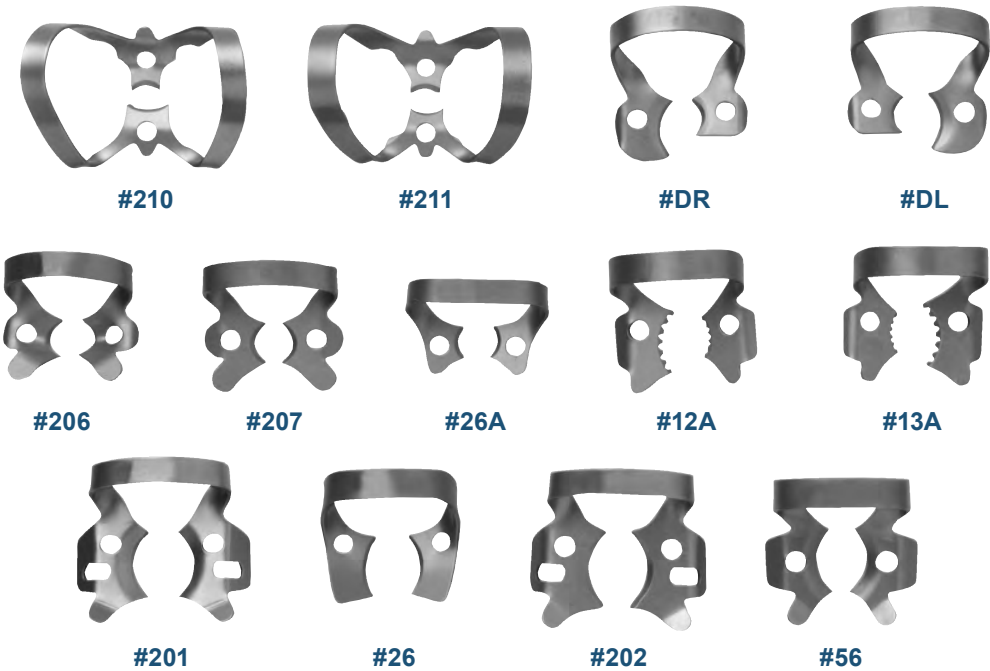


Rubber Dam Clamp



*Stainless Steel

*#12A / 13A → Serrated jaws and offset jaw height provides stability to partially erupted teeth.
*#26 / #26A → Used in pedodontic. In that case, #26 is for deciduous molars and #26A is for deciduous anterior teeth.



No.	Description		Shape
08526	#26	Upper molars	A
08501	#201	Upper molars	A
08556	#56	Lower molars	A
08502	#202	Lower molars	B
08506	#206	Premolars	A
08507	#207	Premolars	B
08527	#26A	Premolars	B

No.	Description		Shape
08510	#210	Anterior teeth	B
08511	#211	Anterior teeth	B
08560	#DR	Lower first deciduous molar right	A
08561	#DL	Lower first deciduous molar left	A
08512	#12A	Lower molars / Wisdom teeth	B
08513	#13A	Lower molars / Wisdom teeth	B

Board No. 08258



- How to use -



Size / W132 x D87mm

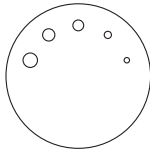


Rubber Dam Punch Type-2



No. 08111

Hole diameter / $\varnothing 0.75\text{mm}$
 $\varnothing 1.00\text{mm}$
 $\varnothing 1.50\text{mm}$
 $\varnothing 1.70\text{mm}$
 $\varnothing 2.00\text{mm}$



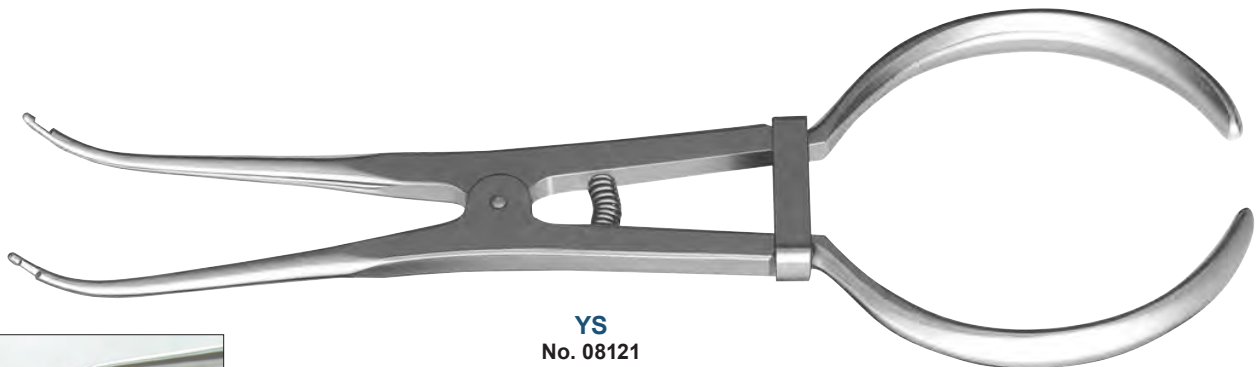
*Size / 165mm

Clamp Forceps

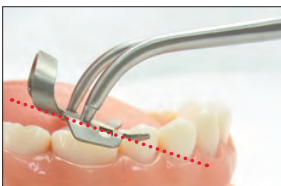


YS

No. 08121



*Size / 175mm



Brewer
No. 08120



*Size / 165mm



Young Frame



Rubber Dam Kit Type-2



Contents Rubber Dum Clamp / Board / Rubber Dam Punch Type-2 / Clamp Forceps YS / Young Frame for Adult / Sterilization Case

No. 08591



Individual Parts

Sterilization Case
No. 24052



*Material / Si (Green part)



Conservative Treatment



Reamer Guard

- *Can be arranged "Reamer Guard" by reamer or file type and size.
- *Cover will not allow the reamers and files to fall out.
- *An Engine reamer can be stored with "Bur Guard".

No.	Description
08431	Yellow
08432	Orange
08433	Pink
08434	Blue
08435	Green



-Holding length-



Up to 12mm

Up to 31mm

- *Storage capacity / 8 reamers and files
- *Size / W74 x D10 x H52 mm
- *Material / POM
- *Sterilizable with liquid sterilizing solutions.
- *Product does not include reamers and files.


Sold Separately

Case


No. 08439



- *Storage capacity / 18 ea.
- *Size / W167 x D126 x H62mm
- *Sterilizable with liquid sterilizing solutions.
- *Product does not include "Reamer Guard".



*The cover becomes a stand.



*Has a built in gauge to measure stop positions during root canal treatments.



*Able to connect each "Reamer Guards".

Reamer Stand



-Carry Set-

Contents Carry (3 ea.) / Case

No. 08411



Individual Parts

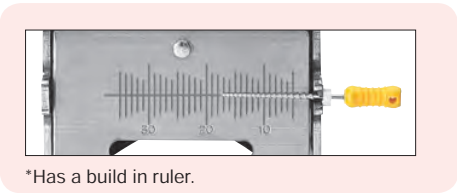
No.	Description
08412	Carry (3 ea.)
24016	Case

- *Storage capacity / 12 reamers and files (Carry)
/ 6 ea. (Case)
- *Size / W60 x D30 x H33mm (Carry)
/ W120 x D90 x H40mm (Case)

-Safety-

- *It is ideal for managing reamers and files for every patients.
- *Can be autoclave or ultrasonic cleaning with reamers and files.
- *Lid does not allow reamers and files to fall out.

No. 08415



*Has a build in ruler.



- *Storage capacity / 11 reamers and files
- *Holding length / From 21 to 31mm
- *Size / W48 x D43 x H47mm
- *Material / PP (Green part)
- *Product does not include reamers and files.

Clean Pot



Contents Main Body / Paper (100 sheets)

No. 08423

- *During the treatment, can be cleaned reamers and files by paper.
- *Set 2 sheets to stabilize reamers for cleaning.



Individual Parts

Paper
No. 08422
(300 sheets)



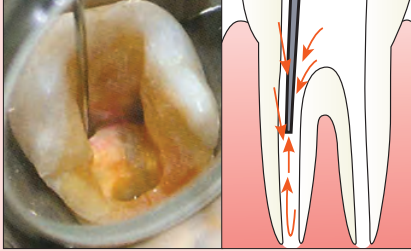
- *Size / ø45 x H36mm
- *Product does not include reamers and files.



Endodontic Aspirator Type-2

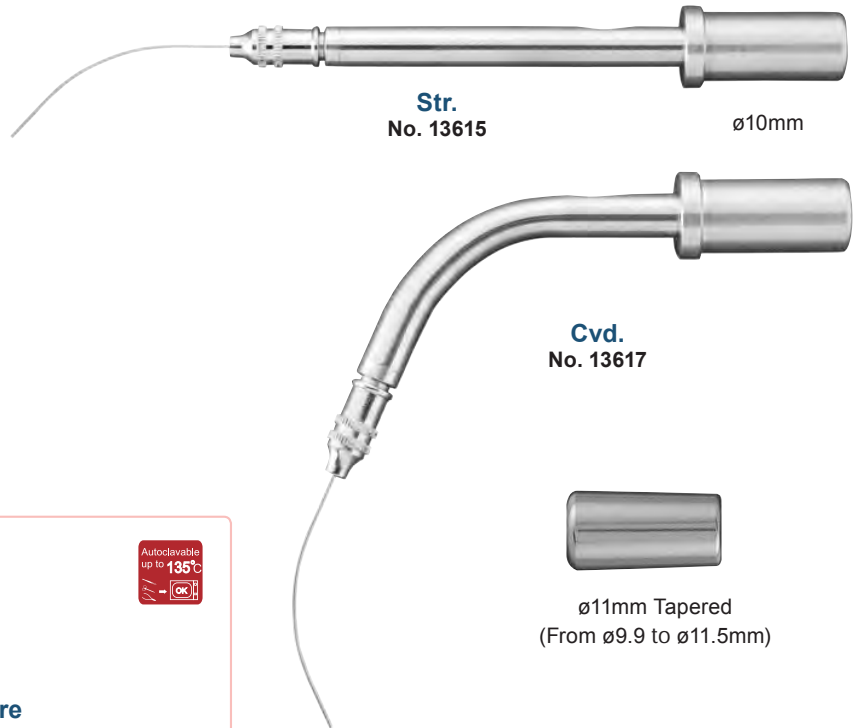


Contents Main Body / Joint (ø10mm & ø11mm Tapered) / Nozzle (5 ea.) / Cleaning Wire



*The inside of a root canal is dried by an air current with suction in a root canal.

*Because of drying by an air current, it also becomes saving of a paper point.



Individual Parts

Nozzle
No. 13616
(5 ea.)



*Tip outside diameter / ø0.6mm

Cleaning Wire
No. 90341

Sold Separately

Cleaning Brush S (ø4mm)
No. 13651
(12 ea.)



Size / 200mm

Adapter
No. 13614



*Material / PTFE



*In case the inside diameter of evacuation tube is 16mm, this adaptor is needed for the use of Evacuation Tip Universal.

Irrigating Syringe



3ml.
No. 13227

*Material / PFA (Cap / Main body)
PP (Trigger)

Explorer



for Root Canal Therapy #16
No. 01316



Broach Holder



No. 13150

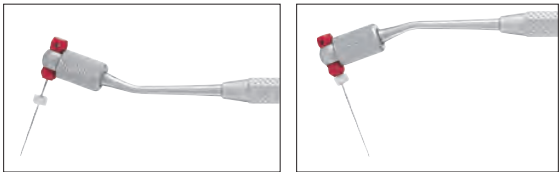


File Holder Type-2



*Excellent for use in hard-to-reach posterior teeth.
*Applicable for root canal treatment of both mesial and distal.

No. 08064



Distal

Mesial




Finger Ruler



No. 21155



Scale




4cm
No. 21151

Endodontic Gauge



No. 21154

Front side



Back side



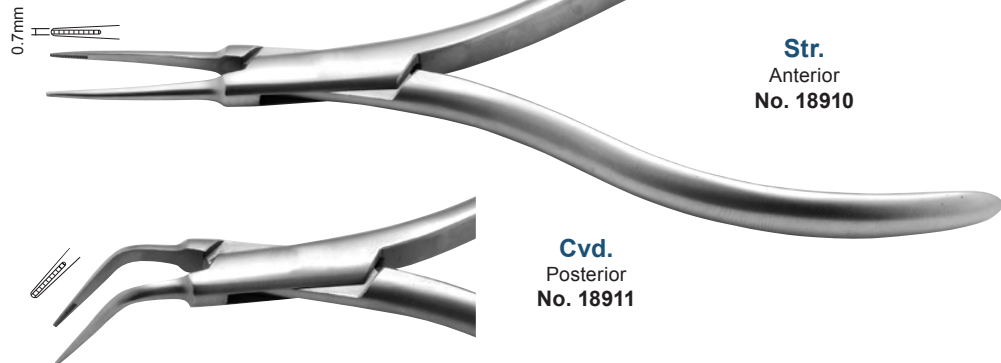
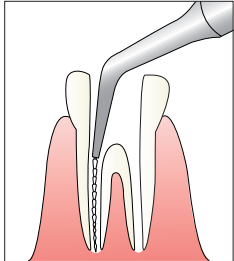


Conservative Treatment

Root Forceps



- *For removal of reamers and files deeper within root canal.
- *The tip has a groove to securely hold residual reamer or file.

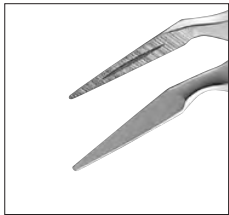


Stieglitz Root Forceps



- *Assures firm grip of residual reamer or paper point in root canal.

No. 08063



X-Ray Gauge




Contents Sleeve (2 ea.) / Gauge (2 ea.)

No. 21157

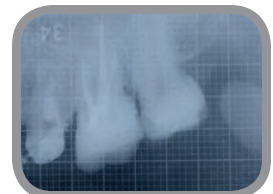


Sleeve



Gauge

(1mm by 1mm with hold line every 5mm)



- *Size / W38 x D48 x H8.5mm (Sleeve)
- W33 x D45mm (Gauge)
- *Material / Si (Sleeve)

- *Suitable for root canal treatment, accurate examination before placing an implant, checking of calculus quantity and its area.

- How to use -



Gutta Percha Case




- *Can be autoclave with points.

Mini
No. 24017

- *Size / W91 x D42 x H13mm
- *Material / Si (Green part)
- *Product does not include main and accessory points.

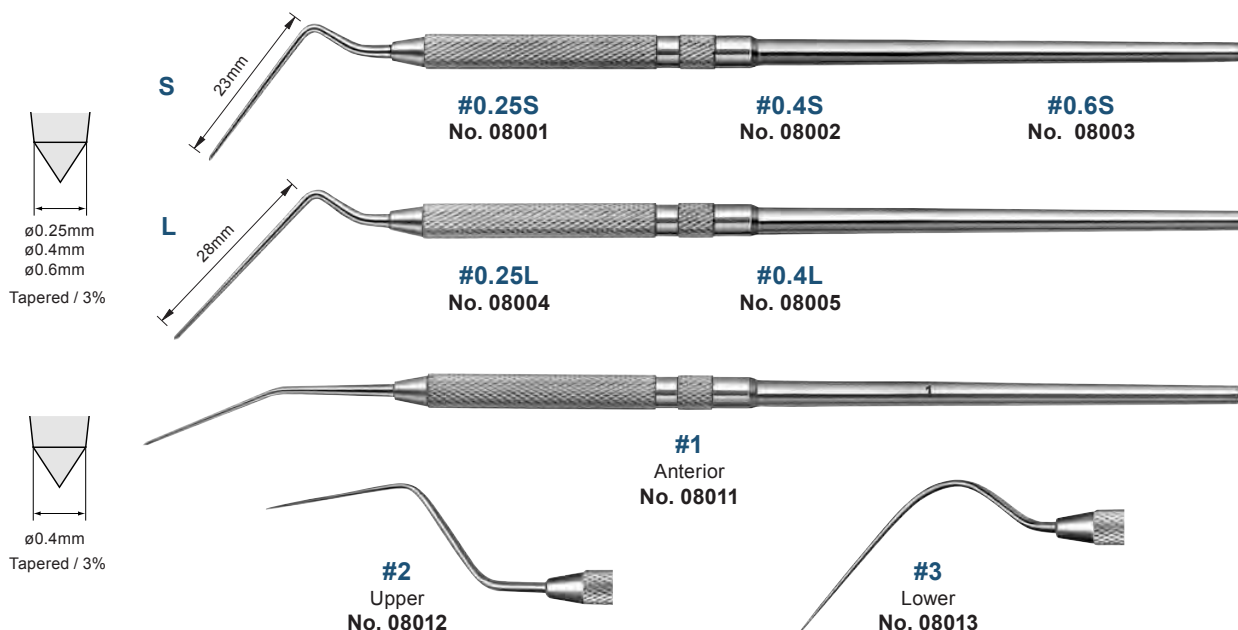


Endodontic Tweezers





Spreader



-Ultra-

*Superelastic Alloy

*Since an elastic metal is used, the root canal which is curving can also be pressurized in accordance with a root wall.



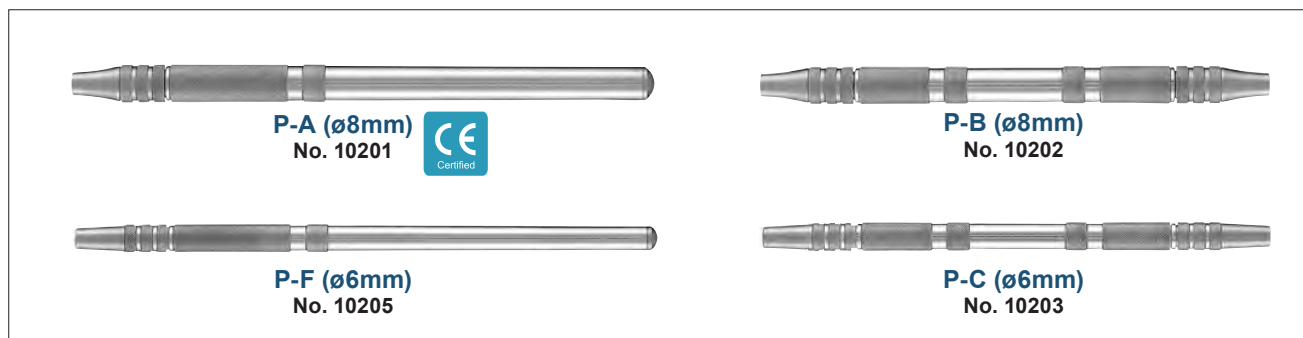
Spreader Tip (Replaceable Type)



*Remove all joint parts and replaceable tip before sterilization and disinfection.
*For more replaceable type products see P. 201.



-Handle-




-Tip (3 ea.)-



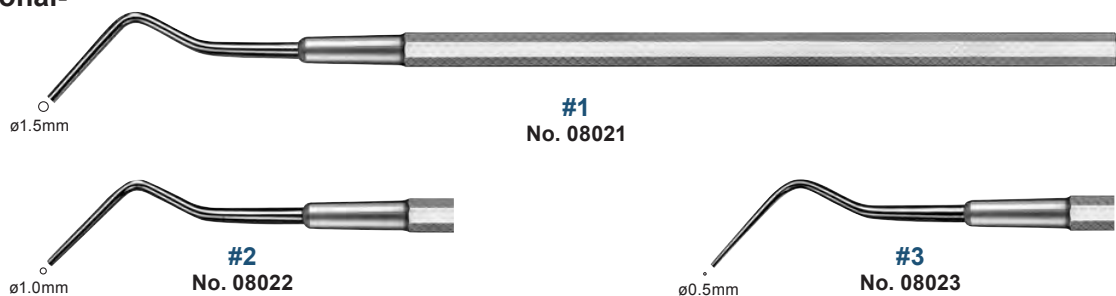
Root Canal Plugger



-Round-

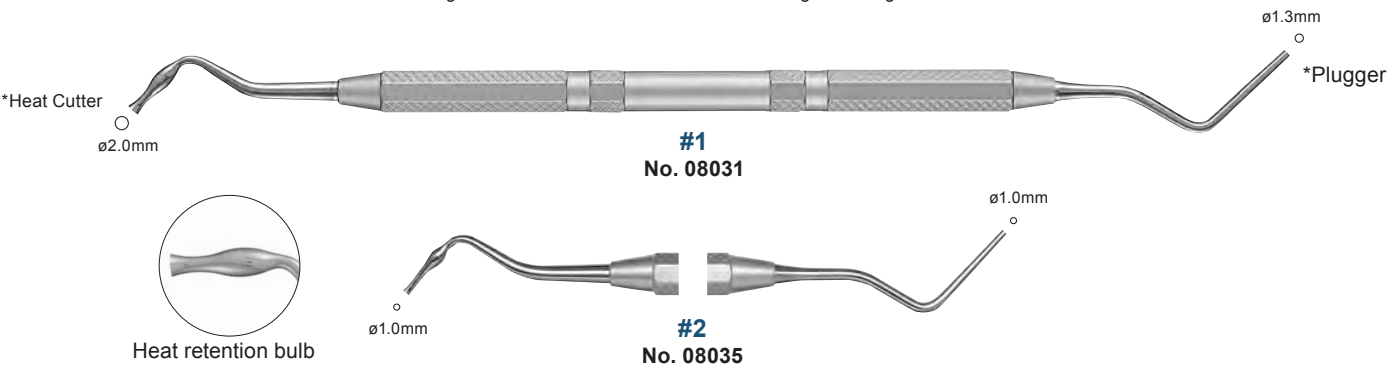


-Octagonal-



-with Heat Cutter-

*Combination of heat cutter and plugger makes cutting and compacting of extra gutta percha easily.
*Heat cutter is designed with a metal heat retention bulb for longer working time.



Heat Cutter





Fiber Cutter

Contents Main body / Holder / Sleeve Guide (3 ea.)

- *Easy to cut the fiber post length for your need.
- *There is no fluff of a cutting plane.
- *Particulates are not generated.

No. 08070



- *Cut fiber can be entered in to the holder.
- *Easy to cut the fiber thanks to the gauge on the holder.
(Measurement from 5mm to 15mm)



*Size / 130mm
*Material / TPX (Holder)

Fiber Cutter	Nipper	Steal Round Bur	Cutting Disc	Cutting Disc with Diamond

Problems from using Steal Round Bur, Cutting Disc, Diamond Disc

- 1) Fiber become fluffy.
- 2) Melt the surface because of the friction heat between fiber post and bur.
- 3) Remain the color of bur or disc on the section.